

NOTE: If you receive a security warning, the “active content” used in this file enables the internet and document hyperlinks. To allow this, click the security banner (if present) and click “allow blocked content.”



## ***MAIW AI “PHOENIX FORCE”***



**Phoenix Air Group, Inc.**

**NOT TO BE MISTAKEN WITH “PHOENIX AIR” OF GERMANY**

Version: 1.0  
For FS 2004 / FS9  
Initial Release Date: March 2008

## Project Manager: Gary Barker

This freeware AI package, produced by [Military AI Works](#) contains everything needed to fully activate Phoenix Air “Phoenix Force” traffic. This package contains custom afcads, flightplans, repaints and voice pack call signs.

Not truly military as such the following is extracted from The Phoenix Air website and gives an overview of their operations

*Phoenix Air’s military contracting division – the Phoenix Force – is a world leader in providing real-time threat training to military fighter aircraft, ships and air surveillance units. Phoenix Air uses it’s proven and affordable training wing – which includes a wide range of aircraft and state-of-the-art combat training equipment – to sharpen the edge of military organizations.*

*The Phoenix Force has served the U.S. Department of Defense, NATO and other militaries around the world for more than 20 years, providing realistic electronic attack, target towing, radar/communications jamming and range surveillance, among other services. A prime contractor to the U.S. Navy and NATO, Phoenix Air’s “Gray Birds” and other specially equipped aircraft are deployed around the world providing real-time adversarial services and threat training on a contract basis.*

*Phoenix Air provides its military clients with the choice of using highly modified Phoenix Force aircraft for Electronic Attack (EA), Electronic Warfare (EW), Electronic Counter Measures (ECM), Electronic Counter-Counter Measures (ECCM), Communications Jamming, Target Towing, Target Drone Launch, Data Relay and other mission ready systems; or the ability to provide military clients a test bed aircraft for RDT&E on either a long-term or short-term contract basis.*

*The most versatile aircraft owned and operated by Phoenix Air is its fleet of Gray Birds, highly modified Learjet 35/36 aircraft with internal EA, EW, ECM and ECCM systems, internal mission power, array of external antennas, and hard points under each wing for external pod or tow reel carriage. Using a Phoenix Force custom modular designed system, these aircraft can be quickly configured for client-specified requirements, allowing Phoenix Air jets to perform multiple roles during mission sorties. Phoenix Air Gray Birds are the ultimate in “plug and play” technology.*

*PhoenixAir has been providing worldwide professional air ambulance patient evacuation and transfer services for over 20 years. The company uses dedicated aircraft, which have been highly modified into “Emergency Rooms in the Sky”. The FAA authorizes Phoenix Air’s air ambulance program and its fixed wing program is accredited by the Commission on Accreditation of Medical Transport Services (CAMTS), the gold standard worldwide for air ambulance operators.*

*PhoenixAir is also one of a select few private air ambulance companies contracted by the U.S. Department of Defense to transport DOD patients and dependents. The DOD has approved Phoenix Air for transport services both within the United States and to foreign areas of operation worldwide, including Iraq and Afghanistan.*

*Phoenix Air’s dedicated fleet of specialized air ambulance aircraft includes two long-range Learjet Model 36 aircraft, two back-up Learjet 36 aircraft, one Learjet Model 35 aircraft and two Gulfstream G-III aircraft. Each aircraft is dispatched as a Critical Care unit with appropriate medical staff onboard to compliment the patient’s medical condition, all under the careful control of Phoenix Air’s Medical Director*

*PhoenixAir owns and operates the only two Gulfstream G-III business jets in the world with cargo doors. Each has been outfitted with a Critical Care “package” which can be quickly installed and customized for single or multiple patients with attending medical staff.*

For more information visit

<http://www.phoenixair.com>

## Phoenix Air Group, Inc.

100 Phoenix Air Drive, S.W.

Cartersville, GA 30120 USA

Cartersville-Bartow County Airport (KVPC) Telephone:

770.387.2000

Fax: 770.387.4545

## Email

Charter Department: [charter@phoenixair.com](mailto:charter@phoenixair.com)

Employment: [employment@phoenixair.com](mailto:employment@phoenixair.com)

Flight School: [flightschool@phoenixair.com](mailto:flightschool@phoenixair.com)

Company Information: [info@phoenixair.com](mailto:info@phoenixair.com)

## Table of Contents

(use hyperlinks to navigate)

1. [About MAIW](#)
2. [Credits](#)
3. [Units Included in This Package](#)
4. [Installation](#)
5. [Troubleshooting](#)
6. [Notes and Resources](#)
7. [Permissions and Disclaimers](#)

## 1. About MAIW

Military AI Works (MAIW) is a loosely affiliated, international group of flightsim enthusiasts who share the common goal of seeing realistic military AI traffic in MS Flightsim. Our goals:

- 1) Produce only high-quality, freeware packages and products
- 2) Create military AI traffic accurately within the bounds of MS Flightsim
- 3) Promote new freeware military AI models, scenery and products
- 4) Advance military AI modeling of countries around the globe
- 5) Respect the rights of designers and contributors

To learn more about MAIW or to become a contributor, visit our website at <http://www.militaryaiworks.com>.

## 2. Credits

Afcad creation:

- Gary Barker

Models:

- Learjet - Henry Tomkiewicz
- Gulfstream III - Henry Tomkiewicz

Repaints:

- All by Graham King

Voicepacks:

- Stewart Pearson
- John Hinson KVPC

Flightplans:

- Gary Barker

Beta Testing

- MAIW Beta Team

Special credit for information

- Scott Sardonia – Phoenix Air
- Phoenix Air Logo used with permission

## 3. Units Included in this Package

### Cartersville, Georgia – KVPC

#### Phoenix Force

Aircraft: Learjet 35/36 Gulfstream III (ex RDAF)

Callsigns: "GRAYBIRD"

#### **Utilization**

*I have tried to shy away from repetitive hourly plans as in true life many modern air forces don't work or fly at the weekends or late at night on a regular basis, therefore the utilization in these plans is relatively low but probably reflects real life actuals*



## 4. Installation

**Step 1) Install this package**

1a) Install the package in accordance with the on-screen prompts

### Step 2) Remove duplicate AFCAD files

Open your "Flight Simulator 9/Addon Scenery/scenery" folder and remove any previously installed AFCAD's for the following airports (e.g. "AF2\_XXXX.bgl," "AF2\_XXXX\_DEFAULT\_XX.bgl" or "PAI\_AF2\_XXXX\_DEFAULT.bgl") NOTE: LEAVE ALL AFCADS BEGINNING WITH "MAIW" as they were installed with step 1:

KVPC

NOTE: Failure to remove these duplicate files may result in problems with AI aircraft parking and operation. It is recommended you move these to a temporary folder instead of deleting them; however, you should not need them again as the AFCADs included in this package are thoroughly researched and highly detailed. If you are using add-on scenery for one of the above airfields, it is recommended you do NOT remove the AFCAD for the add-on scenery, but instead remove the MAIW AFCAD file (e.g. MAIW\_XXXX\_DEFAULT.bgl) after installation.

NOTE: There will also be some exclude files installed for the above these are labeled MAIW\_exc\_XXXXXXXXXXXXX these remove autogen scenery items ie trees etc that may impinge on taxiways etc.

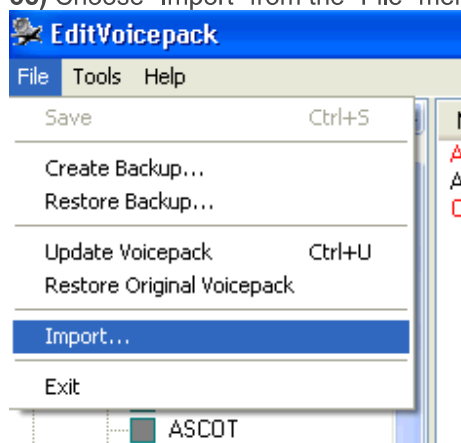
**DO NOT OPEN AFCAD's MARKED AFX WITH AFCAD AS THIS WILL DESTROY THE BUILT IN EXCLUDES**

### Step 3) Install callsign voicepacks

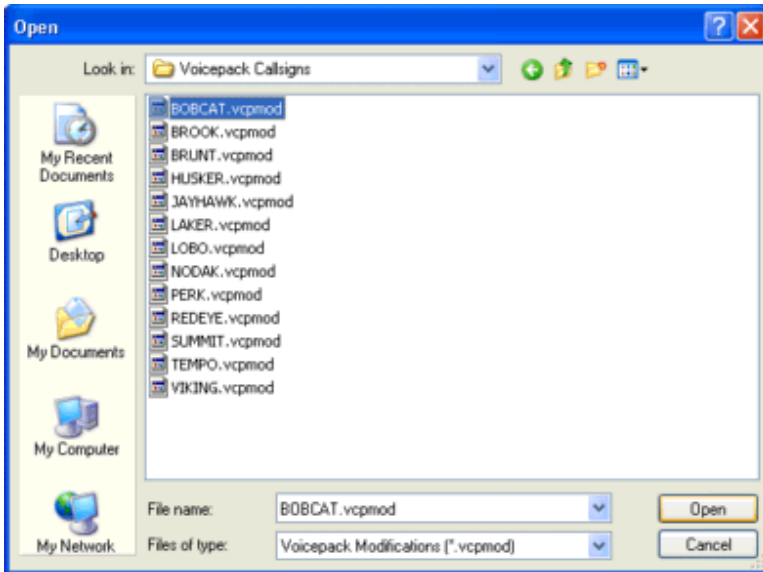
3a) If you don't have the EditVoicepack 3.1 freeware installed, download it and install it by [clicking here](#).

3b) Run EditVoicepack and import all vcpmod files included in with this installation

3c) Choose "Import" from the "File" menu



3d) Find the folder "Flight Simulator 9/Military AI Works/USA/ Phoenix Air Group/Voicepack Callsigns" in the "Look in:" window



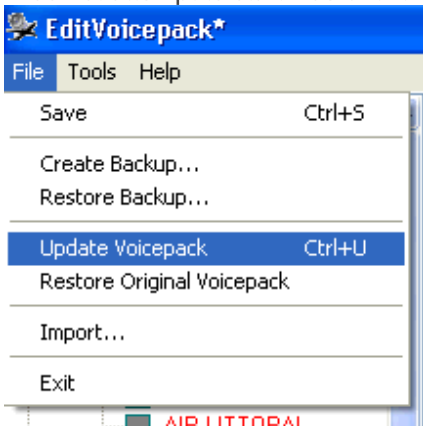
3e) Click “open” for each file or highlight all the files required

“GRAYBIRD”  
 “KVPC”

The following callsigns are standard and should already be installed in voicepack

N/A

3f) Update the Voicepack for FS9 by choosing “Update Voicepack” from the “File” menu--ensure the “Custom/Callsigns” box is checked in the left hand window. (note: the update may take a few minutes—do not attempt to start FS9 until the update is complete. Look for “Ready” in the lower left corner)



3g) When ready press save to keep the modifications

#### Step 4) Activate MAIW Scenery

Not applicable, no additional scenery was included in this package

***That's it! You've successfully installed this package. Your AI traffic files will be automatically updated the next time you run FS9***



## 5. Troubleshooting

### **Problems addressed:**

["I've installed the package, but there are no Military AI aircraft at the airports"](#)

["When I go to an airport, there are AI planes parked on top of one another"](#)

["I can't find the aircraft in the aircraft selection menu"](#)

["When the Military AI planes talk to ATC, they use only numbers, not callsigns"](#)

["I'm following the Military AI aircraft, and they won't come back for touch-and-gos"](#)

**Problem: "I've installed the package, but there are no Military AI aircraft at the airports"**

Potential issue: FS9 AI traffic density set too low

Fix action: In FS9, set the AI traffic density slider to at least 60%.

**Problem: "When I go to an airport, there are AI planes parked on top of one another"**

Potential issue: Multiple AFCADs active for the same airport

Fix action: Using Windows Explorer, open the folder "Flight Simulator 9/Addon scenery/scenery." Look for duplicate entries for the following airport identifier:

Files may be named in several ways. The most common are "AF2\_EXXX.bgl," "AF2\_EXXX\_DEFAULT\_XX.bgl" and "PAI\_AF2\_DEFAULT.bgl." Keep the file names starting with MAIW and remove all others with duplicate airport identifiers.

KVPC

**Problem: "I can't find the aircraft in the aircraft selection menu"**

Issue: These are AI aircraft and have been programmed to not show up in the flyable aircraft selection menu

Fix action: If you simply must select these aircraft, use an editing program such as AirEd and change the Aircraft type from "2" to "0"

**Problem: "When the Military AI planes talk to ATC, they use only numbers, not callsigns"**

Potential issue: Callsign Voicepacks were not installed correctly

Fix action: Run the EditVoicepack software. Look for the following callsigns in the "custom modifications/callsigns" section of the program:

"GRAYBIRD"

"KVPC"

If any of these are missing, choose “File/import” and open the appropriate .vcpmo file in the folder:-  
“Flight Simulator 9/Military AI Works/USA/Phoenix Air Group/Voicepack Callsigns”

Once this is complete, or if all callsigns are present, ensure the “Custom/Callsigns” box is checked in the left hand window and choose “File/Update Voicepack” to install them into FS9 (this may take a few minutes, do not open FS9 until the lower left of the EditVoicepack screen says “Ready.”)

**Problem: “I’m following the Military AI aircraft, and they won’t come back for touch-and-gos”**

Potential issue: You’re following your AI aircraft

Fix action: Stop following your AI aircraft. For some reason, a watched AI aircraft does not always behave the way it is programmed to. If you wait for the aircraft at the airport, it will arrive on schedule



## 6. Notes and Resources

This package was built by the [Military AI Works](#) online community. If you are interested in making Military AI traffic more realistic, visit this site!

Flightplans:

The flightplans are fictional, but have been researched via Internet and message forums. We have tried to make the plans as “realistic” as possible, but as Phoenix Air do not publish their weekly flightplans we have had to use our own judgment!

All flightplans were created using Notepad.  
Flightplans were installed using Lee Swordy’s [TrafficTools](#) freeware traffic compiler.

Callsigns:

All callsigns were created using the ingenious [EditVoicepack](#) freeware. This program is extremely simple and fun to use—if you need a new AI callsign, give it a try!

AFCADs:

All AFCADs were created using Lee Swordy’s [AFCAD v2.21](#). This has got to be one of the finest freeware programs ever created. Want to add some AI parking to your local airport? AFCAD makes it fun!



## 7. Permissions and Disclaimers

Adverse Effects:



The contents of this package should not adversely affect your FS9 or computer operation if installed according to the instructions. The authors make no guarantee and bear no responsibility for adverse operation or lost/overwritten files on your computer.

Use of Contents:

*THESE FILES MAY ONLY BE UPLOADED TO AVSIM or FLIGHTSIM.COM BY THE AUTHOR.*

*THESE FILES MAY NOT BE UPLOADED TO ANY OTHER SITE WITHOUT THE AUTHOR'S WRITTEN PERMISSION. THESE MODELS,REPAINTS AND FLIGHTPLANS ARE FREWARE AND MAY NOT BE SOLD, OR PUT ON ANY SITE THAT CHARGES FOR DOWNLOADING FREE FILES. THE FILES FOUND IN THIS ARCHIVE MAY NOT BE DISTRIBUTED ON CD OR ANY MEDIUM FOR ANY KIND OF FEE, INCLUDING THE COST OF PRODUCTION, MATERIALS OR POSTAGE. THE MODELS, REPAINTS AND FLIGHTPLANS OWNERSHIP REMAIN WITH THE AUTHORS AS MENTIONED IN THE PACKAGE*

Upload to FSPLANET.com will never be allowed by Military AI Works.

Any questions, suggestions and feedback on the contents may be directed to the forums at [www.militaryaiworks.com](http://www.militaryaiworks.com).

Sources:

All information used to create this package was obtained via online, open-source research. All flight plans and schedules, while reasonable for military units, are fictional.

